



**Duco Cube**  
Data Platform


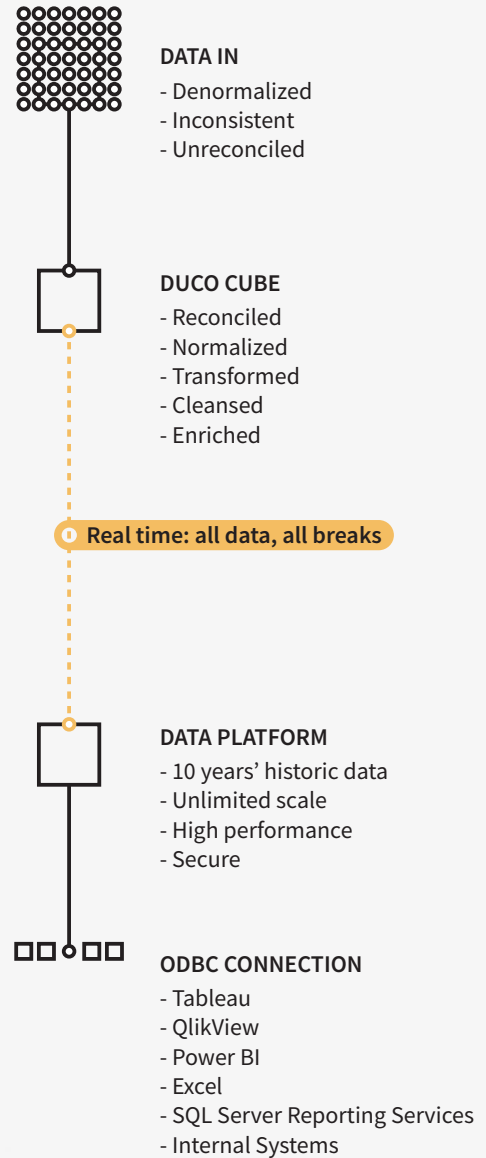
**Full-scale  
access to your  
reconciled data  
for reporting,  
analytics,  
machine learning  
and integration**

# Analyze trends on up to ten years' worth of data

The Data Platform is an optional add-on to Duco Cube that provides full time-series access to all your reconciliation results and exceptions, using the latest Big Data technology.

- Derive business insights from up to ten years' worth of data – normalized and cleaned by Duco Cube.
- Enable data-driven decision making to support efficiency and cost improvement projects, internally as well as with counterparties.
- Connect self-service analytics tools such as Tableau, Power BI, SQL Server Reporting Services, Qlikview and more to build proprietary dashboards, without projects.
- Push multi-year training data into your machine learning tools.
- Enable your IT teams to build downstream integrations that pull data from Duco Cube via SQL, without having to write additional code.

The Duco Cube Data Platform scales to hundreds of billions of data points, without your team having to lift a finger. Simply opt in to the module and all your historic, current and future results and exceptions will become available.



# What you can do with it

## A single view

Collate all data across an entire global enterprise. Report across siloed processes with ease.

## Management reporting

Explore trends in any data to identify break rates, break resolution times, amendments or bespoke performance indicators.

## Counterparty benchmarks

Create simple views showing which trading counterparties cause you operational pain. How many exceptions do they cause? How much time are you spending on them?

## Data inquiry

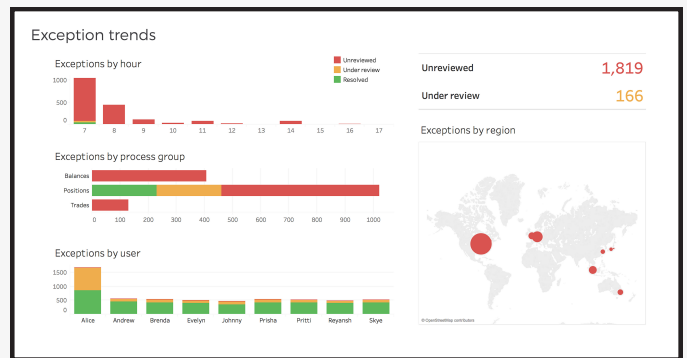
Create rich data inquiry screens to explore results across multiple reconciliations and timeframes. This is especially useful for finance and audit teams.

## Monitoring and control

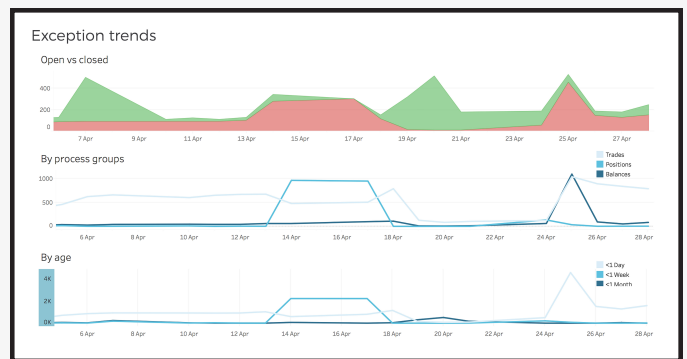
Create real-time dashboards to identify top day issues such as late file delivery, stale reconciliations or excessive breaks.

## Trade Reporting


Extract reconciled data that combines two data sets into a single unified trade and UTI for trade reporting.



Analyze exception trends and break patterns



Monitor behaviour daily, hourly or in real-time

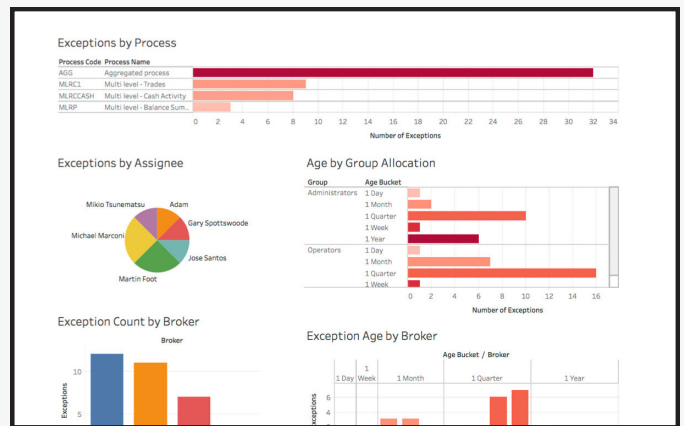


# How it works

The Data Platform is fully integrated with Duco Cube. Simply opt in to use it.

A real-time synchronisation system keeps a highly secure and dedicated Hadoop cluster up to date at all times with the result of your reconciliation processes. You can then access the following:

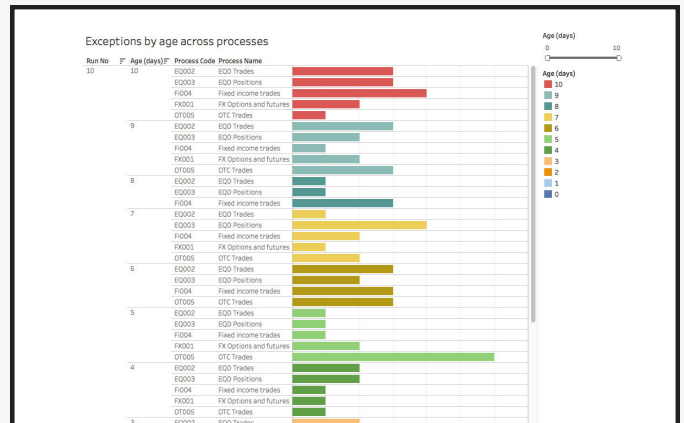
- All data submitted into Duco Cube, fully normalized and transformed.
- Exception information, eg the number and age of all exceptions as well as the resolution state.
- Workflow information, eg a breakdown of the users and groups assigned to exceptions.
- Submission data, eg which files were received at what time.




Pull all exception information into Tableau, QlikView and others




## Want to learn more?

Duco clients should contact their customer success representative or account manager. You can also contact us at [info@du.co](mailto:info@du.co) for more information.



Build global views across processes in your organization





LONDON

+44 (0)20 3111 9294  
15 St John Street  
London  
EC1M 4AA

NEW YORK

+1 212 353 6542  
31 West 34th Street  
Suite 8001  
New York, NY 10001  
USA

LUXEMBOURG

+352 691 190 699  
3 Avenue du Rock'n'Roll  
4361 Esch-sur-Alzette  
Luxembourg